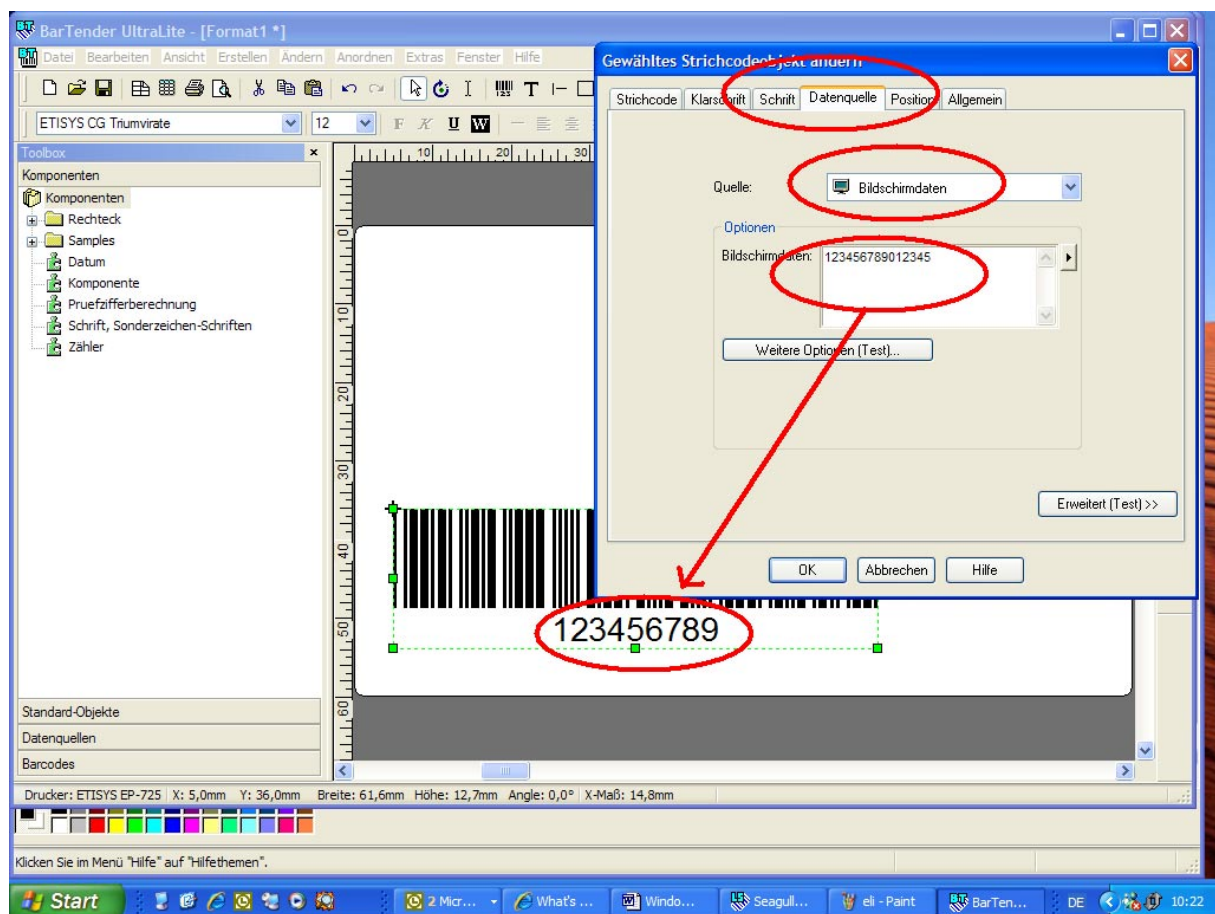


## WICHTIGER HINWEIS FÜR ALLE KUNDEN UND AUSSENDIENSTMITARBEITER DER FA. ETISYS UND ALLE BENUTZER DER BarTender SOFTWARE und WIN-XP

Die Firma Microsoft hat mit dem Datum vom 13. Februar 2007 ein neues Sicherheits-Patch veröffentlicht, welches gravierenden Einfluss auf alle Eingabefelder (Text und Barcodes) nimmt, die über die Dialogbox **Gewähltes Textobjekt Ändern – Datenquelle – Bildschirmdaten** eingegeben werden.



Für alle BarTender Versionen kleiner als 7.70 – also 7.51, 7.50 und 7.10 werden alle Eingaben die länger als 9 Zeichen sind, direkt nach dem 9. Zeichen abgeschnitten.

Dieser "Fehler" beruht auf der Tatsache, dass die Datei **RICHE20.DLL (Bestandteil von WIN XP seit der Veröffentlichung der ersten Version)**, die von vielen Windows-Programmen für die Eingabe von Texten verwendet wird, von Microsoft verändert wurde.


Dieses Patch sollte eigentlich dazu dienen, einen Angriff einer virus-infizierten RTF-Datei zu unterbinden; aber leider beeinflusst es zahlreiche Programme.

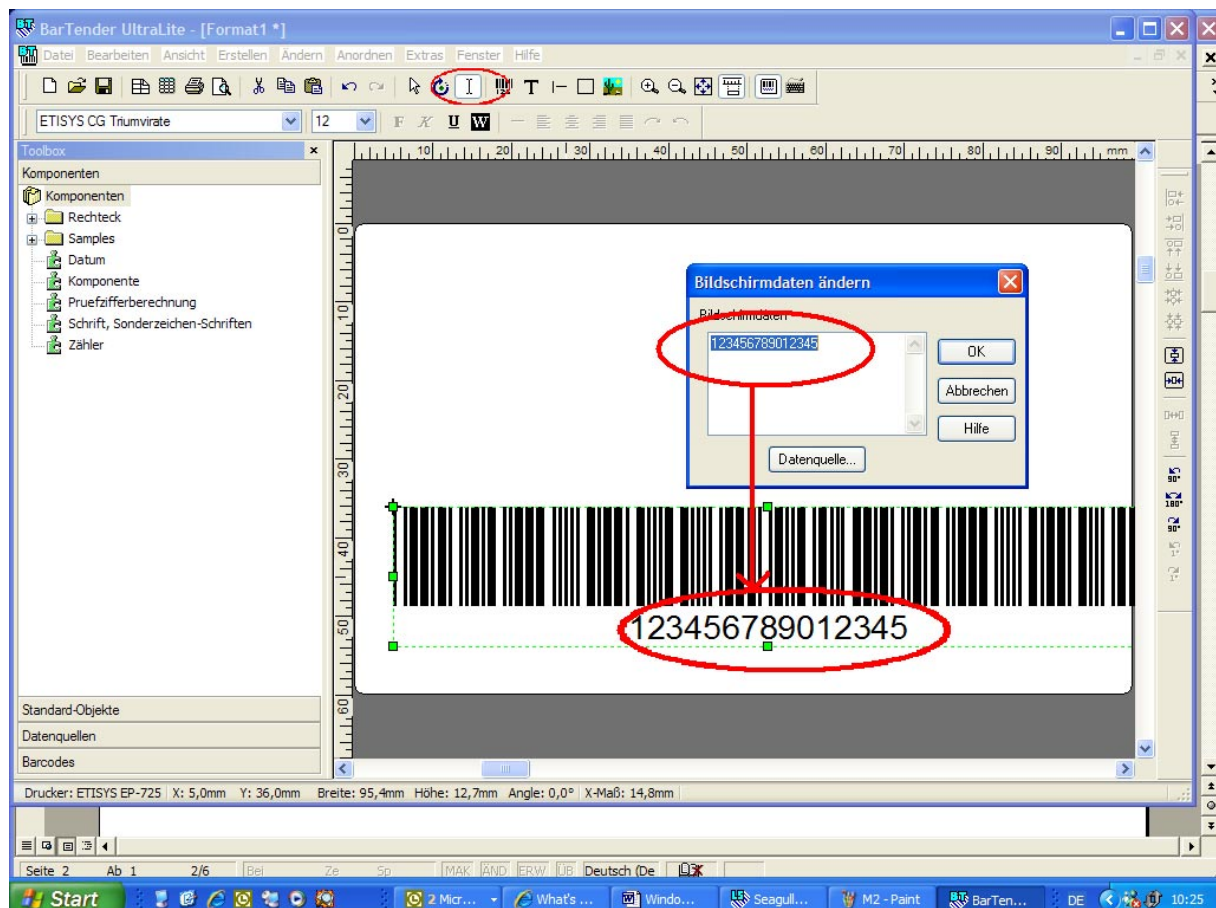
Bis jetzt ist bekannt, dass dieser „Fehler“ bei folgenden Betriebssystemen auftritt:  
BarTender Version 7.1, 7.5 und 7.51 in Verbindung mit:

- Windows XP (SP2=Service Pack2 wurde getestet)
- Windows 2003 Server (SP1=Service Pack1 wurde getestet)

**Wichtig: Die BarTender-Versionen ab 7.70 aufwärts haben dieses Problem offensichtlich nicht!**

Es gibt verschiedene Möglichkeiten, dieses Problem zu beheben:

1. Upgraden der BT-Version auf die Version 7.75
2. Anstelle der Dialogbox **Gewähltes Textobjekt Ändern – Datenquelle – Bildschirmdaten** sollte der Daten-Eingabecursor  verwendet werden. Somit werden die entsprechenden Daten am Bildschirm editiert und nicht mehr in der Dialogbox.



3. Es besteht die Möglichkeit, die Original DLL-Datei in den BarTender Ordner zu kopieren. Seagull Scientific hat die Original **RICHE20.DLL** Datei auf Ihrer Homepage unter folgendem Link zum Download bereitgestellt

[ftp://ftp.seagullscientific.com/BarTender/Hotfix/MS918118\\_BarTender\\_Patch/riched20.dll](ftp://ftp.seagullscientific.com/BarTender/Hotfix/MS918118_BarTender_Patch/riched20.dll).

Hierzu muss man jedoch wissen, in welches Verzeichnis diese Datei kopiert werden muss. Bitte entnehmen Sie anhand der folgenden Tabelle und der Version von BarTender das entsprechende Verzeichnis:

#### **BarTender Version 7.10**

<b>Edition</b>	<b>Install Directory</b>
Trial	C:\Program Files\Seagull\BarTender 7.10\Trial
Basic	C:\Program Files\Seagull\BarTender 7.10\Basic
Professional	C:\Program Files\Seagull\BarTender 7.10\Professional
Professional Print-Only	C:\Program Files\Seagull\BarTender 7.10\Professional Print-Only
Standard	C:\Program Files\Seagull\BarTender 7.10\Standard
Standard Print Only	C:\Program Files\Seagull\BarTender 7.10\Standard Print Only
Enterprise (Domestic/International)	C:\Program Files\Seagull\BarTender 7.10\Enterprise
International (Determined by key)	C:\Program Files\Seagull\BarTender 7.10\International
UltraLite	C:\Program Files\Seagull\BarTender 7.10\UltraLite

#### **BarTender Version 7.50**

<b>Edition</b>	<b>Install Directory</b>
All editions	C:\Program Files\Seagull\BarTender\7.50

#### **BarTender Version 7.51**

<b>Edition</b>	<b>Install Directory</b>
All editions	C:\Program Files\Seagull\BarTender\7.51
UltraLite	C:\Program Files\Seagull\BarTender UltraLite\7.51
UltraLite Plus	C:\Program Files\Seagull\BarTender UltraLite Plus\7.51
OEM Print Module	C:\Program Files\Seagull\BarTender Command Print Only\7.51

**Bitte beachten Sie außerdem das Original-Mail der Fa. Seagull Scientific zu diesem Thema auf den folgenden Seiten.**

Wir bedauern, dass durch dieses Patch möglicherweise Unannehmlichkeiten für Sie als Kunde bei der Benutzung der BarTender-Software auftreten können, möchten aber nochmals darauf hinweisen, dass weder die Fa. ETISYS noch die Fa. Seagull Scientific dafür verantwortlich sind.

Dennoch sind wir sicher, dass Sie mit den aufgezeigten Lösungsmöglichkeiten auch zukünftig in der Lage sein werden, die BarTender Software komfortabel und zeitsparend zu nutzen.

Für weitere Rückfragen steht Ihnen gerne unsere

Programmiertechnische Hotline

Tel: 0641-29944

Fax: 0641-21135

e-mail: [etisys.giessen@t-online.de](mailto:etisys.giessen@t-online.de)

zur Verfügung.

Mit freundlichen Grüßen

Claus Schäfer

ETISYS Etikettierlösungen GmbH

P.S. auf den folgenden Seiten finden Sie die Original-Mail von Seagull Scientific.

# Windows Security Patch Issued February 13, 2007 by Microsoft Can Cause Text Truncation with BarTender v7.10, 7.50 and v7.51

## Summary

Microsoft released a Windows Security Patch on February 13, 2007 that actually changes the way a Windows-provided text component works. As a result, two very-well tested and long-used past versions of BarTender will now "cut off" keyboard-entered data in certain situations. The problem and four available workarounds are discussed below.



## Latest BarTender Versions Not Affected

BarTender 7.7x is not affected by this problem. This includes version 7.70 (first released in July of 2005) through 7.75 service release 2 (first released in January of 2007).

## Details about the Windows Patch from Microsoft

From time to time, Microsoft issues minor Windows Security Patches to address bugs and possible security vulnerabilities. These patches can be installed automatically by internet-equipped Windows workstations, or they can be installed manually by an I.T. manager or technician.

Windows patches typically only correct problems. Unfortunately, Windows Security Patch KB918118, released by Microsoft on February 13, 2007, also changes the functionality of the "DLL" named **RICHE20.DLL**, which is provided for programmatic use by Windows software for editing text. The change to the DLL, which has been a standard part of Windows since the release of Windows XP, adversely affects the versions of BarTender listed below.

More details about the patch are available from Microsoft at

<http://support.microsoft.com/?kbid=918118>.

## Affected BarTender Versions and Operating Systems

The Microsoft patch was evaluated by Seagull and found to cause the text truncation problem on the following Windows operating systems:

- Windows XP (SP2 was tested)

- Windows 2003 Server (SP1 was tested)

The problem was *not* seen with Windows 2000 (SP4 was tested).

BarTender 7.10, 7.50 and 7.51 each exhibited the problem on one or both of Windows XP and Windows 2003 Server. (Only v7.75 SR2 is approved for use on Windows Vista.)

- **BarTender v7.10** (First shipped by Seagull in June of 2003):  
Text truncation was seen on both XP and 2003 Server.
- **BarTender v7.50:**  
Text truncation was seen on Windows XP only.
- **BarTender v7.51** (Last shipped on July 4th, 2005):  
Text truncation was seen on Windows XP only.

## Symptoms

BarTender users that are simply printing existing label formats will not experience any problems.

The problem occurs only when the **Modify** dialog is used to make any changes to a label object that is also configured to print Screen Data of more than 9 characters. ("Screen data" is static data that you enter at the keyboard when using the Modify dialog, in contrast to the changing data read from a database.) The symptom, which is the loss of all screen data beyond the 9 allowable characters per screen data "sub-string," affects both text and bar code objects.

You will experience this truncation of anything beyond 9 Screen Data characters if you double-click on a text or bar code object to bring up the Modify dialog, then make *any* changes to the object, and then click "Ok."

Character strings read from a database or a text file are *not* affected and can therefore continue to be any length. Also, users that have a label object set to "Prompt at Print Time" can enter in any length of text into the prompt screen without truncation.

## About Seagull's Software Testing and Development Philosophies


We only release software after extensive testing on numerous "current" versions of Windows. In addition, we follow "best practices" development standards to maximize the likelihood of our products being compatible with future Windows service releases and even new versions of Windows. Unfortunately, not all events and trends can be anticipated in advance, which prevents us from guaranteeing future compatibility. In this case, the DLL in question was first released in the year 2002 and we have offered four possible workarounds. Only paid software upgrades will be available.

## Upgrading BarTender

BarTender v7.70 through v7.75 does not have the problem. Further more, because v7.75 service release 2 is also [Windows Vista compatible](#), this may be a particularly good opportunity to upgrade to the latest version of BarTender. Please see the appropriate [White Papers](#) regarding details on what is new in the various versions of 7.7x. You can also find details on [How to Upgrade](#) on our web site. Alternatively, there are four workarounds available for the text truncation problem.

## Four Available Workarounds

### Option 1: Use the I-Bar Edit Tool for Editing Screen Data

The problem is limited to use of the Modify dialog. You can still modify your screen data without problems by using the I-Bar edit tool  in the main BarTender toolbar. Anytime you simply must use the Modify dialog to change a label object, the quickest way to put back any truncated Screen Data is by using the I-Bar edit tool.

### Option 2: Use Print-Time Data Prompts

If you are frequently changing the Screen Data for a label object, you may wish to take advantage of BarTender's customizable pop-up dialogs for data prompting at print-time. The text entered into print-time data prompts may be of any length. For more information, search on "prompt at print time" in BarTender's help system.

### Option 3: Copy the Original DLL into the BarTender Folder

Seagull Scientific has made the original **RICHE20.DLL** file available on its web site (please see link below). By copying it into your BarTender folder, you regain the original text editing functionality in BarTender while retaining the patched DLL provided by Microsoft for use by the rest of Windows.

We feel comfortable describing this option not because the original DLL has been in use since the year 2002, but because we cannot define a scenario under which BarTender could be "tricked" into exploiting the vulnerability as described by Microsoft. However, we must mention that we cannot simply rule out the possibility of an unknown vulnerability to the DLL.

As has been described by Microsoft, the potential vulnerability has to do with users attempting to open virus-infected RTF (rich text) files using the DLL. However, BarTender only uses the DLL for editing text *on screen* and simply *does not programmatically use it to load files*. This is why we cannot come up with a theoretical method by which the exploitation mechanism would be possible through use of BarTender.

The original DLL can be downloaded from:

[ftp://ftp.seagullscientific.com/BarTender/Hotfix/MS918118\\_BarTender\\_Patch/riched20.dll](ftp://ftp.seagullscientific.com/BarTender/Hotfix/MS918118_BarTender_Patch/riched20.dll).

The tables below list the folders into which the various editions of BarTender were installed by default. (We recommend that you download the original DLL directly into the appropriate BarTender application folder in order to eliminate the possibility of getting the two versions of the DLL confused with each other.)

#### **BarTender Version 7.10**

<b>Edition</b>	<b>Install Directory</b>
Trial	C:\Program Files\Seagull\BarTender 7.10\Trial
Basic	C:\Program Files\Seagull\BarTender 7.10\Basic
Professional	C:\Program Files\Seagull\BarTender 7.10\Professional
Professional Print-Only	C:\Program Files\Seagull\BarTender 7.10\Professional Print-Only
Standard	C:\Program Files\Seagull\BarTender 7.10\Standard
Standard Print Only	C:\Program Files\Seagull\BarTender 7.10\Standard Print Only
Enterprise (Domestic/International)	C:\Program Files\Seagull\BarTender 7.10\Enterprise
International (Determined by key)	C:\Program Files\Seagull\BarTender 7.10\International
UltraLite	C:\Program Files\Seagull\BarTender 7.10\UltraLite

#### **BarTender Version 7.50**

<b>Edition</b>	<b>Install Directory</b>
All editions	C:\Program Files\Seagull\BarTender\7.50

#### **BarTender Version 7.51**

<b>Edition</b>	<b>Install Directory</b>
All editions	C:\Program Files\Seagull\BarTender\7.51
UltraLite	C:\Program Files\Seagull\BarTender UltraLite\7.51
UltraLite Plus	C:\Program Files\Seagull\BarTender UltraLite Plus\7.51
OEM Print Module	C:\Program Files\Seagull\BarTender Command Print Only\7.51

#### **Option 4: Uninstall the Windows Patch**

Lastly, you can uninstall a Windows security patch by using the Add/Remove Programs utility of the Windows Control Panel. This is quick and easy, but it leaves your Windows system more vulnerable to an attack by a virus-infected RTF file.

[Back to front page.](#)